

## UNVEILING THE POWER OF BIG DATA: A COMPREHENSIVE REVIEW OF ITS ROLE IN THE BANKING SECTOR

Abeer A. Amer \*

Computer Science & Information System Department,  
Faculty of Management Science, Sadat Academy for  
management and Sciences,  
Alexandria, Egypt  
[abamer.2000@gmail.com](mailto:abamer.2000@gmail.com)

Heba M. Shoukry

Management Information System,  
Faculty of Commerce, Alexandria University,  
Alexandria, Egypt  
[heba.shoukry@alexu.edu.eg](mailto:heba.shoukry@alexu.edu.eg)

**Abstract:** *In this paper we examine the transformation of big data in the banking industry, where data has become a major asset. The advent of big data analytics is bringing about a major shift in how banks operate, interact with customers and make strategic decisions. The article first examines big data, focusing on its key features: volume, velocity, and diversity, then its impact on banking operations and then provides a comprehensive analysis of the origins of big data in its banking sector of the industry, including marketing history, customers and communications, social media engagement, and others. In addition to contributing to the banking industry's vast database, the paper outlines the many ways banks are using big data, from improving risk management to improving customer services to fraud by identifying activities and increasing operational efficiency. Finally, the article addresses big data challenges for banking, such as data privacy and security issues, and provides case studies to illustrate the tangible benefits that banks gain by embracing big data analytics acknowledge its value.*

**Keywords**—Big Data, Big Data Analytics, Banking sector, Finance industry, Strategic Decisions

Received 2024-02-21; Revised 2024-02-21; Accepted 2024-03-03

### 1. Introduction

We live in a data age as businesses in both the public and private sectors are generating, collecting and analyzing big data to improve service delivery. Big data and big data analytics are becoming the trending technologies of the future. Big data is a huge amount of data that is hardly processed with a traditional processing tool for extracting its value. It covers a range of sectors including business, health, finance, security, communications, agriculture and even traffic management[1]. Big Data represents a major shift in

\*Corresponding Author: Abeer A. Amer

Computer Science & Information System Department, Faculty of Management Science, Sadat Academy for management and Sciences, Alexandria, Egypt

Email address: [abamer.2000@gmail.com](mailto:abamer.2000@gmail.com)

innovation, competition and business, transforming aspects of life and business. In finance, a large amount of data is processed from a variety of sources, including trade records, market data, consumer data, and social media. Unstructured data, such as texts, videos, and social media content, presents distinct challenges for analysis due to its non-standardized format, necessitating the use of advanced processing tools. Despite these challenges, advancements in big data have made it a crucial source of insights, significantly enriching big data analytics by increasing its diversity, volume, and speed. An relationship exists between unstructured data and big data analytics, where unstructured data enhances analytical depth and decision-making, and technological advancements facilitate its practical application across various industries.

The concept of Big Data includes the following in five such as extensive use of data types, speed as real-time processing of data, diversity such as use of data types from different channels, the value of extracting meaningful insights, and Veracity to ensure data is accurate and secure. This highlights the challenges and opportunities of managing and analyzing large and diverse data sets in today's digital world.

The main importance of using big data analytics to analyzing large volumes of unstructured data from multiple sources that can help firms transform their business and gain an edge over their competition. In the Finance industry, with its large customer base and adoption of mobile and emerging technologies, the main importance of using big data analytics to analyze large amounts of unstructured data from multiple sources is that it can help companies transform their business and gain an edge over their competitors. The financial industry, with its large customer base and emerging mobile adoption, generates huge amounts of data, which needs to be carefully managed and analyzed to derive meaningful conclusions This opportunity, challenges in looking at big data projects so they are in and presented.[2]. Because BD is concerned with extracting important insights and valuable information from big, often cluttered data, a significant part of the vault of random data is simplified, stored and monitored because of Big Data enables business organizations to use analytics for customers that maximize value and its can help the business create new experiences, services and products.

The drivers of Big Data technology within the financial industry are illustrated in [3] as explosive data growth, regulations, Fraud detection and security an customer insight and marketing analytics. Big Data inside the finance represents a modern shift in how financial institutions control, examine, and leverage great quantities of facts for better selection-making and strategic planning, Big Data in finance has tremendous demanding situations. These encompass data privacy and safety worries, the need for regulatory compliance, the complexity of integrating and managing diverse records assets, and the requirement for professional employees to analyze and interpret the facts. Banking creates a statistical environment that is wealthy with transaction information. Banking, as a largely statistics- and facts-driven business, has widespread experience in handling transactions.

Over the past decade, there has been an increase in the use of big data analytics in finance, especially in financial markets. Financial professionals have identified big data analytics as a powerful tool to improve the risk assessment process, improve fraud detection and prevention, and transform operational and financial management from immediate to real-time Social media, online settlement methods in financial services And recognition have made more data available. Effective decision making therefore requires the use of big data techniques to analyze this data. Also, the investigation and investigation of financial fraud, financial fraud,

impersonation, identity theft, and other financial fraud related matters. Big data analytics applications include data sources systems and external sources, such as predictive data, descriptive data, descriptive or analytical data.

Big data analytics process large and diverse datasets to uncover patterns, trends, and associations that provide solutions to complex problems. Big data analytics is also seen as a new set of technologies and architectures designed to take advantage of large amounts of data in finance, facilitating capture, identification and analysis, personalized banking services, and powering operational efficiencies.

Sectors such as healthcare, telecommunications, retail and finance benefit from BDA. In finance, BDA helps organizations make informed decisions, tailor projects to individual needs, anticipate market trends, and effectively mitigate risk big data analytics (BDA) involves a variety of analytics: descriptive, forecasting, and commandment. Excellence in BDA in areas such as technical infrastructure, big data skills, data quality, and top management support. Successful implementation of big data analytics can significantly improve bank performance in areas such as risk management, marketing and customer relations. Combining big data analytics with dynamic capabilities is essential to fully leveraging that advantage.

The bank, like all other organizations, recognizes the value potential of big data. For financial institutions that have no physical infrastructure on the ground, data as a source of information is one of their most important assets, and the approach to analyzing big data is particularly promising and differentiating for banks requiring access to big data processing solutions that are cost-effective , easy to manage, affordable to operate and provide, for specific initiatives, banks with information processing characteristics that reflect their needs about accuracy, data security and risk management The volume and variety of data can pose data governance problems in areas such as data quality and consistency.

While big data provides tremendous benefits for the financial sector, effective implementation requires overcoming the challenges of integration, technology adoption and skills development with potential applications ranging from improved fraud detection to wider impact for financial markets, internet finance and risk management. Big Data offers huge opportunities for banks, its application is complicated by skill shortages, ethical challenges, security concerns and technical challenges While big data offers the banking sector enormous potential benefits, its applications are constrained by complex skills, ethics, safety and technical challenges

This paper examines the transformational impact of big data on banking, and highlights how its key characteristics volume, speed, diversity and accuracy are reshaping banking operations This discussion of the many sources of big data in banking is, including transaction records , customer engagement, and social media networks, contributing to the broader data ecosystem The paper highlights the use of big data in banking to provide risk management , personalized customer service, fraud detection and efficiency efficiencies are greatly improved by big data adoption related challenges are also addressed, especially in the areas of data privacy, security, and big data management Again also, it reveals practical case studies that demonstrate the tangible benefits that banks derive from big data analytics. The paper shows how big data informs strategic decisions, drives banks to more efficient, customer-centric and innovative practices,

provides a rounded view of the role of big data in banking and its value it serves for the participants to exercise its power.

It also introduces data as an important asset. It begins with an in-depth analysis of the concept of big data, focusing on key attributes such as volume, velocity and diversity, exploring how these factors affect the banking sector. The paper goes on to explore different sources of big data in banking, including records of transactions, customer interactions, and social-media engagement, in addition to showing how they contribute to big data in the region, the paper highlights the many uses of big data in banking. These include enhancing risk management processes, personalizing customer service, more effective fraud detection techniques, and improving overall efficiency. The discussion extends to challenges faced with data major additions to banking, with a particular focus on data privacy and security issues.

The paper shows how banks have successfully used big data analytics to maximize profits. These case studies highlight the practical benefits of big data in banking, such as better decision-making, improved customer service, improved fraud prevention and overall documentation of the use of data large spend on savings provides a comprehensive overview, the origins and conceptual basis and consequences of various applications, and challenges. It acts as an insightful resource for understanding big data trends in the banking sector and its current state.

This paper is organized into three main sections as follows: section 1 provides a comprehensive literature review and explores various approaches to big data management in banking. In section 2 provides an overview of the available technologies used for big data analytics in the banking industry. In section three, it concludes by discussing the pros and cons of using big data in the banking industry. This framework provides a comprehensive understanding of the role of big data in banking, from theoretical foundations and technical applications to practical consequences and challenges. The aim is to provide a balanced view of how big data is reshaping the banking industry, highlighting some potential benefits and limitations.

## **2. Background**

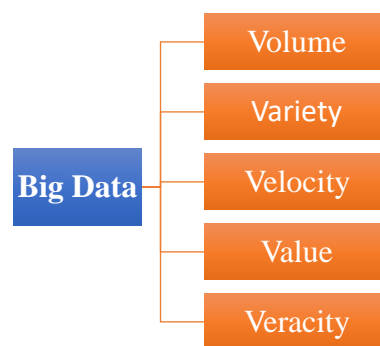
In this section, the paper provides a comprehensive review of the existing literature, highlighting several key areas. It outlined the revolution of big data, as well as analytics techniques and the role of these elements in the financial industry. The focus then moves to specific applications of big data in the banking industry, examining how it is transforming banking services. The paper also explores commonly used technologies in banking for big data processing and analytics. It highlights the benefits big data brings to the banking industry, increasing productivity and decision-making. Finally, the section addresses the challenges faced in integrating big data into banks, including issues such as data governance, security, and privacy. This comprehensive analysis provides nuanced understanding of the impact of data large gains on banks. Literature

### **2.1. BIG DATA**

Big Data is associated with the next frontier of innovation, competitiveness and entrepreneurship, it is also considered a revolution that will change how we live, work and think. Big data in finance refers to large

amounts of structured and unstructured data from various sources such as transaction logs, market data, customer profiles and social media interactions.

In recent years, the term Big Data has become increasingly popular. Every business in industry or academia generates and analyzes big data for various purposes. Big Data is known as the 5 Vs model; Volume, Velocity, and Variety, Value, and Veracity [5] As shown in figure. 1 Volume refers to processing a certain amount of data from each data set, Velocity refers to processing data in real time , primarily data collection and analysis Variety is any kind of data from various forms including structured and unstructured data such as audio, video , images, location data for example Google maps, web pages, and text, and traditional process data and authenticity refers to interesting data authenticity Using web log files, social media, enterprise content, transactions, data sources. To ensure the date and its authenticity and security, the information needs adequate strength.



**Figure 1. Big data’s components [5]**

Most of the existing literature presented big data applications defined in the face of four types of data analysis [6] , the four types of big data analytics that can also be used in governments are: (i) descriptive,; (ii) diagnostic , (iii) predictive, (iv) prescriptive as shown in Table 1.

To apply big data to critical areas of the organization, there are four fundamental processes that corporations can use to supply unprecedented obtain strategic competitive advantages [7]: utilizing Big Data can significantly enhance operational efficiency through the real-time optimization of processes and asset utilization, fostering improvements over the long term, and potentially generating new revenue streams by venturing into new business domains or through the monetization of data produced by these processes. Furthermore, BD contributes to the elevation of product and service quality, thereby enriching customer solutions and advancing their position along the experience economy spectrum from basic products or services to immersive experiences or transformative outcomes.

**Table 1. Types of Big Data Analytics [6]**

Business Analytics			
<b>Questions</b>	Descriptive	Predictive	Prescriptive
	What happened? What is happening?	What will happen? Why will it happen?	What should I do? Why should I do it?
<b>Enablers</b>	Business reporting Dashboards Scorecards Data Warehousing	Data mining Text mining Web mining Machine learning	Optimization Simulation Decision modeling Network Science
<b>Outcomes</b>	Well defined business Problem opportunities	Accurate Projections	Best possible business decisions and actions

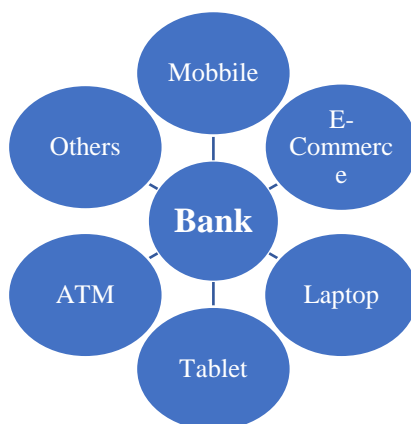
Moreover, BD is instrumental in fostering improved customer relationships. It enables the extraction of deeper insights into customer preferences and behaviors, thus facilitating enhanced service delivery and customer experience in the short term. This deepened understanding permits the customization of products and services to better align with the individual needs of customers. In terms of innovation, BD offers considerable potential by allowing for the publication or integration of data sets into open competitions or challenges. This mechanism encourages the participation of external problem solvers, enabling the identification of optimal solutions that satisfy predefined requirements. Through these avenues, BD acts as a catalyst for advancing process efficiency, elevating the quality of products and services, deepening customer relationships, and driving innovation.

The definition of big data in financial research may differ from its application in engineering and statistics[8] which focuses on providing researchers with resources and tools to capture, organize, manage and control its role in data related to the three main characteristics of big data: size, high dimension and complex structure. The implications of these trends for economic research are also discussed, including the challenges and opportunities they present.

Collect data that gives banks a complete view of a customer's finances in real time. As a result, banks can anticipate customer needs by analyzing the collected data, then provide solutions that can help customers make informed and intelligent financial decisions, with data sources that including mobile, e-commerce, laptops, tablets, ATMs, and more [9] as shown in figure. 2.

Four main reasons have led to the need for financial services firms to collect, store and analyze the vast amounts of data illustrated in [10] as follows: commodification and digitalization of financial products and services that customers could transact online with most banking institutions, increased activity as the ease and convenience of conducting financial transactions through online vehicles has constantly driven activity and expansion into new markets, new data source that the digital revolution has created new and powerful sources of data thanks to data from derivative trading platforms, social media, blogs and news feeds etc. This information, when combined with individual financial habits and history, can help paint the overall picture

of individuals, families, organizations and markets and increased regulation. In recent years, government stress tests have increased the demand for predictable and integrated solutions for capital asset management.



**Figure 2. Different source of data for financial institutions [9]**

Patwardhan listed factors influencing the use of Big Data approaches in banking in [11] as follows: listed the factors affecting the implementation of Big Data techniques in the banking industry as follows: banking is a commodity, good information management does not provide competitive advantage, but it has great potential for good research, reduced cost of data collection and analysis and the most complex tasks (detection of fraud and money laundering, sanctions and blacklisting, monitoring of key financial indicators, advanced accounting controls) require a high level of scrutiny. The finance industry draws on Big Data from many sources. These include services, ATM operations, credit/debit card transactions, online banking, mobile banking apps, social media, market information, financial indicators, and consumer information including data types, including numerical, textual, audio and video are also available, giving you a better picture of the financial situation.

## 2.2. Big Data Analytics

Big data analytics is defined as a combination of two terms: big data analytics and big data analytics. While big data means big data, analytics means using these data sets to reveal patterns, trends, and associations that can be used as solutions to complex problems.

Big data analytics is also defined as a new generation of technologies and architectures, designed to extract the economic value of very large amounts of data, and enable faster capture, discovery, and/or analysis. The advent of advanced analytics has enabled the financial sector to harness the power of Big Data. These technologies facilitate the production, analysis and interpretation of big data, and provide insights previously unattainable.[12].

There are several businesses and industries that have benefited from big data analytics technology. These fields provide large amounts of data that are needed to develop big data analytics systems for effective and

efficient decision making. These application areas include healthcare, telecommunications, network quality, transportation accounting, retail, financial services, and more. In finance, big data analytics improve risk management, enhance customer experience, fraud detection and prevention, personalized banking services, better operational efficiencies. Financial institutions can make decisions with more knowledge, tailor their services to individual customer needs, anticipate market trends and mitigate risk effectively.

Big Data Analytics (BDA) combines two aspects: Big Data and Data Analytics. Several publications highlight how BDA contributes to the growth and profitability of modern businesses. BDA can enhance decision-making and enhance organizational growth by extracting meaning from data from different research problems, descriptive analysis, predictive analysis, and prescriptive analysis. Identify the key success factors of BDA [13], Big Data awareness, data quality, top management support as technical infrastructure as critical factors for successful implementation of BDA in banking. Research shows that BDA, if properly implemented, significantly improve banking performance can be. The paper emphasizes the importance of aligning BDA with dynamic capabilities to fully benefit from BDA.

The drivers of BD research in banking are grouped into external and internal drivers [2] as shown in Table 2. The external drives are regulation, market forces, external risks and external data development and internal drives consist of operational efficiency, internal risk and development of internal data as identified.

**Table 2. Drivers of Big Data approaches in banking [2]**

<b>External</b>	Regulations	better overall trenchancy, growing velocity for liquidity estimation
	Market forces	360-degree customer view, competitive Intelligence
	External risks	insights require top grade analytics
	Growth of external data	useful sources for useful information
<b>Internal</b>	Operational efficiency	standard commoditized services to be run in a near optimal node
	Internal risks	demand for predictability, detection of rouge traders
	Growth of internal data	growth of the numbers and variety of devices used in banking transactions

### 2.3. Big Data in the Finance and Banking Sector



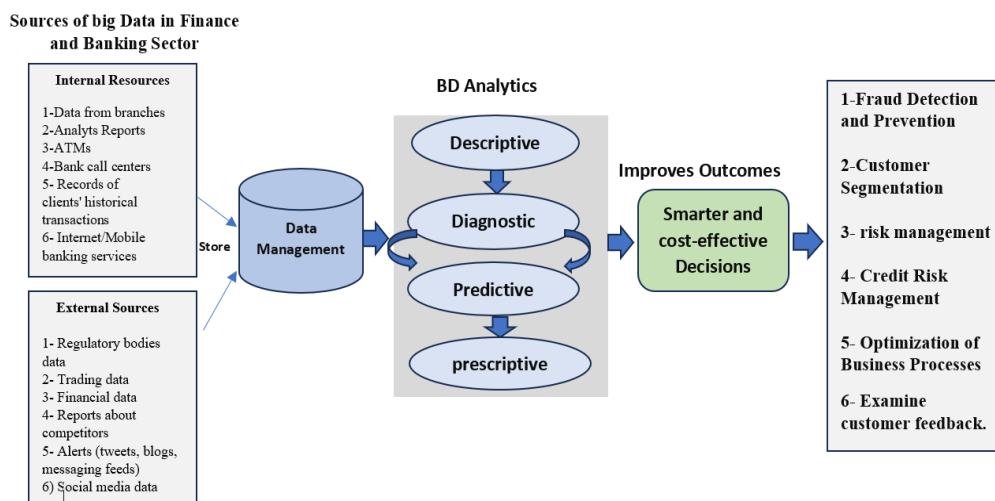
The financial sector, including banks, stands to benefit greatly from the benefits of big data, big data technologies help financial institutions maximize the value of data, gain competitive advantage, reduce costs and mitigate risk over time in the self-contained. Banking and financial services is considered one of the world's most complex and fragile, suffering from scalability and inefficiency issues when creating or analyzing this data, and complex business issues due to data many that are no longer handled by traditional database design frameworks or are no longer handled by traditional frameworks so architectural designs.

The use of big data in the Indonesian banking sector is examined in [14], the authors use a deductive, descriptive approach with in-depth interviews with experts in the banking-adjacent industry to assess the use of big data the role has grown at three major banks and two affiliate subsidiaries. Usability is evaluated through the B-DAD (Big – Data Analytics and Decision) Framework, which has four phases: Intelligence, Design, Selection, and Action Planning examines elements such as data design, analytics, decision making, and business integration of sizes information. Indonesian banks face challenges in fully integrating big data into their operations. Although big data is only beginning to be used, vision and robust data-driven operations are needed to drive decision-making across departments. The study recommends that banks should provide them with skills in big data analysis human resources increase. Additionally, a clear vision and support from top management is crucial for successful use of big data.

In [9] a system design using powerful big data technologies such as Hadoop and MapReduce was proposed. The proposed formulation contributes to an effective and accurate fraud detection system. It integrates Hadoop infrastructure into current system architecture and uses MapReduce algorithm to directly impact operational frequency, feedback Primary goal is to detect fraudulent events before they happen or during any online transaction process violating any fraud code defined by bank risk department . They argued that the best solutions for bank fraud detection, the best response in current, real-time communication treatments, and the best analytics in technical and analytical systems, as significantly differentiate international fraud system between all providers.

[15] identified some financial services directly related to big data such as financial markets, online debt services and internet finance, financial management, analysis and management, credit bank risk analysis, risk management etc. Those services are classified this includes three categories Financial development of companies, the second big data implications for online finance and pricing in online lending companies and the third big data analysis and applications in financial planning, risk management and finance.

Big data Analytics and Data Management business processes that included data warehousing and database storage of large amounts of data generated from various sources work to achieve intelligent and cost-effectiveness in Finance and Banking Industries through data analytic pipelines that is used as shown in figure. 3 .



**Figure 3. The Big Data system in Financial and Banking Industry**

### 3. Advantages of Big Data in Banking Sector

The literature, as illustrated in various sections, illustrates the benefits offered by Big Data (BD) in the banking sector. Importantly, [16], explains the usefulness of big data in areas such as fraud detection, customer segmentation, risk management, analysis of the Indian economy, derivation of future growth from historical data etc. such usefulness extends to financial institutions and clients to enhance efficiency and customer engagement . in particular, the business benefits of bd include: fraud detection and prevention: the use of bd for sophisticated analysis enables early detection and mitigation of fraudulent activities, thereby securing financial transactions and assets, customer segmentation: bd facilitates the segmentation of customers within specific segments, thereby providing customized products and services that meet the needs of different customers and using historical data for predictive analytics: retrospective analysis by bd helps predict future market trends and customer behavior, enhancing strategic decision-making.

The advantages outlined in [17] highlight new benefits such as comprehensive risk management, sophisticated customer insights and analytics, advanced fraud detection methods, algorithmic trading, predictive and sentiment analysis, and customer loyalty emphasis on details and classification. [18] highlights the transformational potential of BD in the banking industry by highlighting the role of BD in enhancing customer service, risk management and decision-making processes. [19] reiterates the essential advantages of BD, which includes but now not limited to fraud prevention, client segmentation, chance control, monetary analysis, and profitability checks, whilst also accentuating the potential of BD for predictive modeling and pattern recognition. The utility of BD analytics inside banks is posited to provide giant aggressive blessings, manifesting in superior marketing selection-making, heightened abilities in fraud detection through actual-time analytics, and more correct exams of credit hazard based totally on targeted analyses of patron information. Collectively, those insights underscore the pivotal function of BD in reshaping the banking panorama, driving each operational innovation and strategic growth.

#### 4. Challenges of Big Data in Banking Sector

In [16] the author describes the barriers associated with the adoption of big data analytics, highlighting the lack of analytical expertise within the sector and the high financial burden of hiring experienced data scientists causes proceeds, which are divided as follows [20] privacy and consent on sensitive issues related to protecting customer data privacy and the need to obtain informed consent from customers, security issues that explore the challenges of protecting sensitive information away from cyber threats and data breaches In order to increase income inequality, large- Examines the power of data, especially the provision of credit and insurance services, biases in data use affecting bias a were introduced in data cleaning and analysis , and in the presentation phase, and emphasize the importance of ethical diligence in this process . Proven as a practice, which requires a major change in the IT ecosystem and ensure data privacy and security, managing large and heterogeneous data is established, Revealing Data Science Professionals availability of skilled also to consume data scientists requirement management.

#### 5. Results and Discussion

The results of this study highlight the impact of Big Data in the banking sector, especially in terms of risk management, customer service and fraud detection. Our research shows significant improvements in operational efficiency and decision-making, driven by data-driven insights. The case studies presented provide examples of these benefits and illustrate their application to banking activities. However, this study has also revealed the challenges of data privacy and the complexity of big data management. These findings indicate a growing need for stronger security measures and improved data management practices. The study concluded that while Big Data presents huge opportunities for innovation in banking, it also requires careful consideration of ethical and policy issues to fully exploit its potential.

#### 6. Conclusion

This paper provides insights into the transformational effects of big data on banking performance. The paper highlights how big data with its outstanding volume, speed, diversity and accuracy is transforming banking operations. It encompasses various sources of big data in banking, such as transaction records, customer engagement, and social media interactions, which contribute to the broader data ecosystem. The use of big data in banking has several aspects and allows risk-. Significantly improve business practices, personalize customer services, increase fraud detection, and operational efficiency The paper also sheds light on the challenges of taking on big data, including concerns it's about data privacy, security, and the complexity of managing large data sources.

Additionally, the paper includes useful case studies showing the real benefits that banks have achieved through the adoption of big data analytics. It emphasizes strategic decisions influenced by big data, and drives banks towards a more efficient, customer-centric and innovative approach. Overall, this paper provides a broader understanding of the role of big data in the banking industry. It identified decided major advantages and identified challenges, giving a rounded view of the issue. The insights from this paper are invaluable for stakeholders in the banking sector seeking to tap into the growing reach of big data and leverage its potential for decision-making, risk management and customer engagement advanced has been implemented.

## References

- [1] Gahi, Y., Guennoun, M., & Mouftah, H. T. (2016). Big data analytics: Security and privacy challenges. Paper presented at the 2016 IEEE Symposium on Computers and Communication (ISCC).
- [2] Skyrius, R., Giriūnienė, G., Katin, I., Kazimianec, M., & Žilinskas, R. (2018). The potential of big data in banking. *Guide to Big Data Applications*, 451-486.
- [3] Bank, D. (2014). Big Data: How it can become a differentiator.
- [4] Al-Sai, Z. A., Husin, M. H., Syed-Mohamad, S. M., Abdin, R. M. d. S., Damer, N., Abualigah, L., & Gandomi, A. H. (2022). Explore big data analytics applications and opportunities: A review. *Big Data and Cognitive Computing*, 6(4), 157.
- [5] Srinivasan, S. (2017). *Guide to big data applications (Vol. 26)*: Springer.
- [6] Fang, B., & Zhang, P. (2016). Big data in finance. *Big data concepts, theories, and applications*, 391-412.
- [7] Cloudera. (2015). *Information-Driven Financial Services, Big Data, and the Enterprise Data Hub*.
- [8] Patwardhan, A. (2016). Retrieved from <https://www.finextra.com/newsarticle/28541/the-force-awakens-big-data-in-banking>
- [9] Mikalef, P., Pappas, I. O., Krogstie, J., & Giannakos, M. (2018). Big data analytics capabilities: a systematic literature review and research agenda. *Information systems and e-business management*, 16, 547-578.
- [10] Phan, D. T., & Trang Tran, L. Q. (2022). Building a Conceptual Framework for Using Big Data Analytics in the Banking Sector.
- [11] Ritchi, H., Andriani, G., Zulkarnaen, R., & Zaidan, A. (2022). THE STATE OF IMPLEMENTING BIG DATA IN BANKING BuSINESS PROCESSES: AN INDONESIAN PERSPECTIVE.
- [12] Hasan, M. M., Popp, J., & Oláh, J. (2020). Current landscape and influence of big data on finance. *Journal of Big Data*, 7(1), 1-17.
- [13] More, R., & Moily, Y. (2021). Big data analysis in banking sector. *International Journal of Engineering Research and Applications*, 11(4), 1-5.
- [14] Doko, F., & Miskovski, I. (2019). An Overview of Big Data Analytics in Banking: Approaches, Challenges and Issues.
- [15] Cockcroft, S., & Russell, M. (2018). Big data opportunities for accounting and finance practice and research. *Australian Accounting Review*, 28(3), 323-333.
- [16] Srivastava, A., Singh, S. K., Tanwar, S., & Tyagi, S. (2017). Suitability of big data analytics in Indian banking sector to increase revenue and profitability. Paper presented at the 2017 3rd international conference on advances in computing, communication & automation (ICACCA)(Fall).
- [17] Chang, V., Xiao, L., Xu, Q., & Arami, M. (2020). A review paper on the application of big data by banking institutions and related ethical issues and responses. Paper presented at the 2nd International Conference on Finance, Economics, Management and IT Business.
- [18] Demchenko, Y., De Laat, C., & Membrey, P. (2014). Defining architecture components of the Big Data Ecosystem. Paper presented at the 2014 International conference on collaboration technologies and systems (CTS).

- [19] Boumlik, A., & Bahaj, M. (2018). Big data and iot: A prime opportunity for banking industry. Paper presented at the Advanced Information Technology, Services and Systems: Proceedings of the International Conference on Advanced Information Technology, Services and Systems (AIT2S-17).